

**SOUTHWORTH®**

# Pallet Handling

**Level Loaders**

**Turntables**

**Inverters**

**Low-Profile Levelers**

**Transporters**



# Table of Contents

PalletPal® 360 Spring	4
.....	
PalletPal® 360 Air	6
.....	
Powered PalletPal®	8
.....	
PalletPal® Roll-In	10
.....	
PalletPal® Roll-On	12
.....	
PalletPal® Roll-On with Turntable	14
.....	
PalletPal® Mobile Leveler	16
.....	
PalletPal® Lift Truck	18
.....	
PalletPal® Pallet Inverter	20
.....	
PalletPal® Turntables	22
.....	
PalletPal® Order Picker	24
.....	
Connect with Southworth	26
.....	



PalletPal 360 Spring application

## Load and Unload Pallets the Faster, Safer and Easier Way

Loading and unloading pallets is a time consuming job that can lead to excess worker fatigue or injury. PalletPal® Level Loaders make the work faster, safer and easier. They position pallets at a comfortable working height virtually eliminating the need for bending, reaching and stretching when building or breaking down pallet loads.

Turntable equipped units allow users to spin the load so they are always working on the near side. This eliminates the need for walking around pallets while carrying heavy loads and reduces the potential for accidents.

# PalletPal® 360 Spring

## Fully Automated and Spring Actuated

With inherent stability and no power sources or connections, the PalletPal 360 Spring is virtually maintenance free. The turntable is easily rotated even when fully loaded and allows for nearside loading and unloading without walking around the unit. Exclusive PalletPal base design keeps all components within the diameter of the turntable ring offering workers complete 360° access to loads with no reachover zones.

 **Work Positioning**

 **Pallet Handling**

Spring installation is fast and easy. Springs accommodate wide load range with no need for adjustment and no tools required.

43 5/8" diameter, low-friction bearing-supported turntable.

Heavy-duty springs bring pallet to most convenient height.


Wide base for free standing stability.

Optional leveling feet allow use on sloping or uneven floors.

Fork channels for relocation by fork truck.

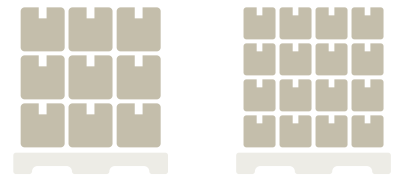
Dampener provides smooth, gradual raising and lowering without overshoot or bounce.

Rugged tubular steel frame for loads up to 4,500 lbs.



PalletPal 360 Spring applications

**Specifications** *Best used with uniform loads*



Capacity (pounds)	Lowered Height (inches)	Raised Height (inches)	Approx. Shipping Weight (pounds)
400 - 4,500	9 ½	28	410

# PalletPal® 360 Air

## Fully Automated and Pneumatic Actuated

For use where loads vary widely and are changed frequently, the PalletPal 360 Air provides all the performance of our spring unit, but uses an airbag that operates on shop air. The PalletPal 360 Air also includes a small spring to provide a more linear response than is possible with an air bag alone. The spring also provides a measure of safety by restricting the descent of the unloaded turntable in the event of accidental air loss. Exclusive PalletPal base design keeps all components within the diameter of the turntable ring offering workers complete 360° access to loads with no reachover zones.

 **Work Positioning**

 **Pallet Handling**

Optional phenolic frame cover. For airbag or spring units.



43 5/8" diameter, low-friction bearing-supported turntable.


Fully guarded, easily accessible air outlet and gauge.

Air bag fully protected in down position.

Wide base for free standing stability.

Fork channels for relocation by fork truck.


Rugged lift table type frame for loads up to 4,500 lbs.





PalletPal 360 Air application

**Specifications** *Best used with uniform loads*



Capacity (pounds)	Lowered Height (inches)	Raised Height (inches)	Approx. Shipping Weight (pounds)
300 - 4,500	9 ½	27 ¾	435

# Powered PalletPal®

## Lift, Rotate, and Position with Ease

When loads, weights, pallet sizes or product dimensions vary greatly, a Powered PalletPal with total operator control is the solution. A foot control allows the operator to adjust the load to a wide range of positions up to 32 ¾ inches (plus pallet), so it is always at the most comfortable height for loading and unloading. The manual turntable allows quick and easy rotation of the load so the operator is always working on the near side, eliminating reaching, stretching and walking around. Built-in fork channels offer both ease of portability and additional stability.

Powered PalletPal Level Loaders are available in two styles. The **Hydraulic Powered PalletPal** works on standard 115V power and is available in 2,000 and 4,000 lb. capacities. The **Pneumatic Powered PalletPal** operates on shop air. A heavy-duty airbag positions pallet loads weighing up to 4,000 lbs. with as little as 80 psi.

 **Work Positioning**

 **Pallet Handling**

Fork channels for  
relocation by fork truck.






Hydraulic Powered PalletPal application



Hydraulic - PPH Models



Pneumatic - PPA Models



**Specifications** Best used with non-uniform loads (mixed product sizes)

Model Number	Lift Mechanism	Capacity (pounds)	Turntable Diameter (inches)	Lowered Height (inches)	Raised Height (inches)	Power	Approx. Shipping Weight (pounds)
PPH2-24	Hydraulic	2,000	43 5/8	8 3/4	32 3/4	115/1/60	700
PPH4-24	Hydraulic	4,000	43 5/8	8 3/4	32 3/4	115/1/60	760
PPA2-24	Pneumatic	2,000 *	43 5/8	9 1/2	33 1/2	80 PSI/15 CFM	640
PPA4-24	Pneumatic	4,000 *	43 5/8	9 1/2	33 1/2	80 PSI/15 CFM	660

\*This is not a lifting capacity. These airbag actuated machines are dedicated to pallet positioning applications. The capacity denotes the maximum weight of the fully loaded pallet that is appropriate for each model.

# PalletPal® Roll-In


## For Use with Hand Pallet Trucks

A unique low-profile design allows the Roll-In to be fed with a typical hand pallet truck. Simply pick up the palletized load (on any type of open bottom pallet or skid), raise the pallet truck and roll the load into position. The pallet moves over the Roll-In while the pallet truck rolls in between the outside platform and center support beam. The load is uniformly positioned and the pallet truck can be lowered and rolled out of the way. Workers can access loads from all four sides with minimum reachover. A convenient foot-switch control allows for hands-free positioning of loads, and a full perimeter toe guard provides an added measure of safety.

 Vertical Lifting

 Work Positioning

 Pallet Handling





PalletPal Roll-In with pallet




Model Roll-U



Model Roll-E

**Specifications** For use with open bottom pallets or skids



Model Number	Capacity (pounds)	Platform Size (inches)	Lowered Height (inches)	Raised Height (inches)	Rise Time (seconds)	I.D. (inches)	Standard Voltage	Approx. Shipping Weight (pounds)
ROLL-E-2.2-31	2,200	51 x 60 ½	3 ¼	34 ¾	22	29	115/1/60	700
ROLL-U 2.2-31	2,200	51 x 60 ½	3 ¼	34 ¾	22	29	115/1/60	700

# PalletPal® Roll-On

## For Use with Hand Pallet Trucks

With internal hydraulic power, PalletPal Roll-On Level Loaders lower to floor height so pallets can be rolled on and off with a hand pallet truck. The lift is then easily adjusted by push-button or foot-switch control to maintain an ideal height for manual loading and unloading. The narrow side and back panels provide easy reachover for four-sided access.

### Optional One-Touch Auto Leveling

This option allows the operator to “dial-in” the exact increment of travel for loading or unloading. It will also return the platform to full height (or to fully lowered position) at the touch of a button.

 Vertical Lifting

 Work Positioning

 Pallet Handling

Photo sensor toe protection  
— platform will not lower if  
foot is present.





PalletPal Roll-On with pallet

## Specifications

Model Number	Capacity (pounds)	Platform Size (inches)	Lowered Height (inches)	Raised Height (inches)	Rise Time (seconds)	Standard Voltage	Approx. Shipping Weight (pounds)
ROLLC2.5-28	2,500	40 x 48	3 $\frac{3}{8}$	28 $\frac{3}{8}$	22	115/1/60	1,350
ROLLC2.5-28	2,500	44 x 48	3 $\frac{3}{8}$	28 $\frac{3}{8}$	22	115/1/60	1,500
ROLLC2.5-28	2,500	52 x 48	3 $\frac{3}{8}$	28 $\frac{3}{8}$	22	115/1/60	1,650
ROLLC4-28	4,000	40 x 48	3 $\frac{3}{8}$	28 $\frac{3}{8}$	30	115/1/60	1,500
ROLLC4-28	4,000	44 x 48	3 $\frac{3}{8}$	28 $\frac{3}{8}$	30	115/1/60	1,650
ROLLC4-28	4,000	52 x 48	3 $\frac{3}{8}$	28 $\frac{3}{8}$	30	115/1/60	1,800

Units are furnished with either push-button or foot-switch control.

# PalletPal® Roll-On with Turntable

## Seamless Pallet Positioning

The Roll-On with Turntable is designed to improve efficiency at any work station having to position pallets for loading or unloading. It features a built-in, hand pallet truck accessible 360° turntable. Workers can spin the pallet so they are always loading and unloading on the nearside. This level loader puts the top of the load at the most ergonomically suitable height for the worker, and the manual turntable feature virtually eliminates reachover—a major cause of lower back strain and injury. Ramp can be removed to facilitate relocation throughout the facility.

 Vertical Lifting

 Work Positioning

 Pallet Handling





PalletPal Roll-On with Turntable application

## Specifications





Model Number	Capacity (pounds)	Platform Size (inches)	Lowered Height (inches)	Vertical Travel (inches)	Ramp Length (inches)	Standard HP	Standard Voltage	Approx. Shipping Weight (pounds)
ROLLC2.5-28TNT	2,500	44 x 48	2	28	33	1	115/1/60	1,500
ROLLC2.5-28TNT	2,500	44 x 48	2	28	51	1	115/1/60	1,600

Units are furnished with either push-button or foot-switch control.

# PalletPal® Mobile Leveler

## The Mobile Solution for Efficient Pallet Handling

Perform multiple tasks with one versatile machine. Used by itself as a mobile pallet positioner or as a companion to your PalletPal, the mobile leveler can deliver and remove loads quickly and easily without the expense of a ride-on fork truck. The straddle design accepts any pallet or skid. The unit is equipped with a 115V battery charger and is available with automatic load leveling eye.

-  Vertical Lifting
-  Work Positioning
-  Pallet Handling
-  Load Transporting





PalletPal Mobile Leveler

### Fork-Over Specifications For use with skids and open bottom pallets to 40" wide



Model Number	Capacity (pounds)	Drive	Lift	Lowered Height (inches)	Raised Height (inches)	Overall Width (inches)	Overall Length (inches)	Overall Height (inches)	Fork Width (inches)	Fork Length (inches)	Load Center (inches)	Approx. Shipping Weight (pounds)
PML-22-36-ME*	2,200	Manual	Electric	3 ½	36	54 ½	66	52 ½	22	24	24	505
PML-30-36-ME*	3,000	Manual	Electric	3 ½	36	27	64	52 ½	22	45	24	505
PML-22-47-ME	2,200	Manual	Electric	3 ½	47	27	64	60	22	45	24	535
PML-30-47-ME	3,000	Manual	Electric	3 ½	47	27	64	60	22	45	24	535
PML-22-63-ME	2,200	Manual	Electric	3 ½	63	27	64	76	22	45	24	550
PML-30-63-ME	3,000	Manual	Electric	3 ½	63	27	64	76	22	45	24	550
PML-22-80-ME	2,200	Manual	Electric	3 ½	80	27	64.38	98	22	45	24	675

\*Models recommended for manual palletizing

### Straddle Specifications For use with any pallet or skid, even closed bottom



Model Number	Capacity (pounds)	Drive	Lift	Lowered Height (inches)	Raised Height (inches)	Overall Width (inches)	Overall Length (inches)	Overall Height (inches)	Fork Width (inches)	Fork Length (inches)	Load Center (inches)	Approx. Shipping Weight (pounds)
PMLS-22-35-ME*	2,200	Manual	Electric	2 ½	35	43 ½ - 57 ½	63	52 ½	14-31	42	24	600
PMLS-30-35-ME*	3,000	Manual	Electric	2 ½	35	43 ½ - 57 ½	66	52 ½	14-26	42	24	625
PMLS-22-46-ME	2,200	Manual	Electric	2 ½	46	43 ½ - 57 ½	63	60	14-31	42	24	535
PMLS-30-46-ME	3,000	Manual	Electric	2 ½	46	43 ½ - 57 ½	66	60	14-26	42	24	535
PMLS-22-62-ME	2,200	Manual	Electric	2 ½	62	43 ½ - 57 ½	63	76	14-31	42	24	550
PMLS-30-62-ME	3,000	Manual	Electric	2 ½	62	43 ½ - 57 ½	66	76	14-26	42	24	550
PMLS-22-79-ME	2,200	Manual	Electric	2 ½	79	43 ½ - 57 ½	63 ½	98	14-31	42	24	675

\*Models recommended for manual palletizing

# PalletPal® Lift Truck

## Easy Lifting and Leveling for Open Bottom Pallets

If your application requires open bottom pallets or skids, you can transport and palletize with a single device. Loads can be adjusted up and down at the touch of a button or the PalletPal Lift Truck can be equipped with an optional auto-leveling eye. Unit comes with 115V battery charger.



Vertical Lifting



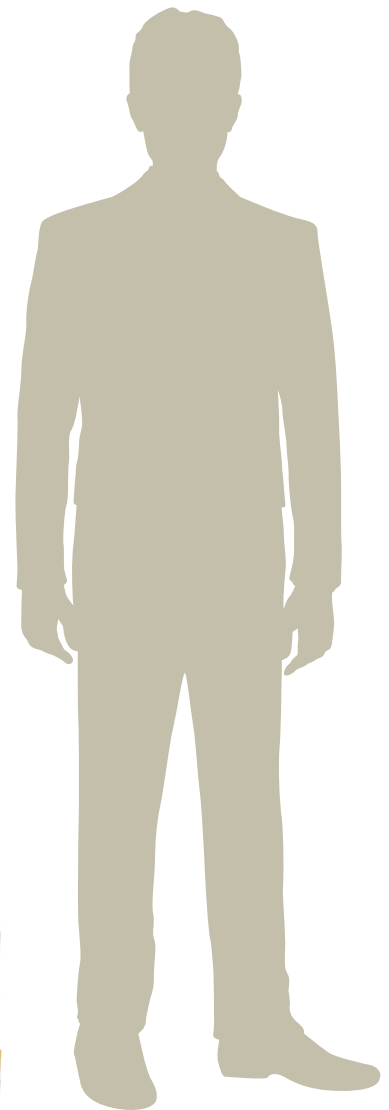
Work Positioning



Pallet Handling




Load Transporting





PalletPal Lift Truck application

**Specifications** For use with open bottom pallets or skids



Model Number	Capacity (pounds)	Lift	Lowered Height (inches)	Raised Height (inches)	Fork Width (inches)	Fork Length (inches)	Individual Fork Width (inches)	Pump Motor	Battery	Charger	Approx. Shipping Weight (pounds)
PT-33-E	3,300	12V DC	3 ½	31 ½	27	48	6 ½	12V	12V, 90 Ah	12V,10Amp	345
PT-33-EX	1,650	12V DC	3 ½	31 ½	27	79	6 ½	12V	12V, 90 Ah	12V,10Amp	590

# PalletPal® Pallet Inverter

## Restack Pallets the Faster, Safer, and Easier Way

With the ability to handle pallet loads measuring up to 48" x 48" x 84" high, the PalletPal Pallet Inverter is a rugged machine designed to invert entire pallet loads. The pressure adjustable clamping mechanism easily secures loads up to 4,400 pounds and rotates them 180 degrees on a massive anti-friction turret bearing.

### Uses include:

- ✓ Replacing broken pallets
- ✓ Switching loads to/from in-house or shipping pallets
- ✓ Transferring from pallets to slip sheets
- ✓ Replacing damaged goods at the bottom of the load

 Pallet Handling





PalletPal Pallet Inverter application

## Four simple steps

1. Add replacement pallet or slip sheet to top of load.
2. Place loaded pallet into inverter.
3. Use the remote control to clamp and rotate load in about 15 seconds.
4. The entire cycle takes approximately one minute.

## Specifications



Model Number	Capacity (pounds)	Overall Width (inches)	Overall Depth (inches)	Overall Height (inches)	Max. Opening (inches)	Min. Opening (inches)	Clamp Speed (inches per sec)	Max. Load Width (inches)	Max. Load Depth (inches)	Max. Load Height (inches)	Standard Voltage	Approx. Shipping Weight (pounds)
SR-44-60	4,400	96	85	89	60	30	2	48	48	60	460/3/60	3,800
SR-44-72	4,400	108	85	94	72	42	2	48	48	72	460/3/60	4,000
SR-44-84	4,400	114 ½	85	105 ½	84	54	2	48	48	84	460/3/60	4,000


# PalletPal® Turntables

## Simplify Load Rotation

When vertical load positioning is not a major consideration, these easily-moved turntables can still save worker time and energy. The PalletPal Ring can be fed by a forklift or stacker. The PalletPal Disc is hand pallet truck accessible. By rotating the load, operators always work from the near side without walking around the pallet.

 **Work Positioning**

 **Pallet Handling**





PalletPal Disc Turntable application



PalletPal Disc



PalletPal Ring

### PalletPal Disc Specifications *Hand pallet truck accessible*

Capacity (pounds)	Turntable Height (inches)	Turntable Diameter (inches)	Overall Diameter (inches)	Approx. Shipping Weight (pounds)
4,000	7/8	43 3/8	48 3/4	220

### PalletPal Ring Specifications *Not accessible with a hand pallet truck*

Capacity (pounds)	Turntable Height (inches)	Turntable Diameter (inches)	Overall Diameter (inches)	Approx. Shipping Weight (pounds)
4,400	2 1/8	43 3/8	43 5/8	150

# PalletPal® Order Picker

## Optimize Order Picking with Effortless Loading

The PalletPal Order Picker (OP) leveler adapts the design of the PalletPal Level Loader for use with order picker lifts. Its calibrated spring mechanism automatically adjusts the height of loads between 400 to 2,000 pounds, keeping the pallet at an optimal loading position throughout the process. The platform features a non-skid surface with welded corner clips to secure loads, while the built-in turntable with anti-friction bearings allows easy rotation of the load, ensuring operators never have to reach across the pallet.

The PalletPal OP mounts quickly and requires no tools for installation.





**Vertical Lifting**



**Work Positioning**



**Pallet Handling**





PalletPal Order Picker application

## Specifications

Capacity (pounds)	Extended Height (inches)	Compressed Height (inches)	Platform Dimensions (inches)	Approx. Shipping Weight (pounds)
2,200	30	12 %	44 x 50	470

# SOUTHWORTH®



**ADVANCED**  
EQUIPMENT COMPANY

 704-527-3141

 [aec-carolina.com](http://aec-carolina.com)

